

A decorative border of palm trees surrounds the page. The border consists of a top row of 15 palm trees, a bottom row of 15 palm trees, and two vertical columns of 15 palm trees each on the left and right sides. The palm trees are stylized with green fronds and brown trunks.

# Gender Audit

**M.V.MUTHIAH GOVERNMENT ARTS COLLEGE FOR  
WOMEN**

**(Affiliated to Mother Teresa Women's University, Kodaikanal)**

**Re-accredited with 'A' grade by NAAC**

**DINDIGUL – 624 001, TAMILNADU**



**GENDER AUDIT REPORT**

**2018-2019 to 2022-2023**



## M.V.MUTHIAH GOVERNMENT ARTS COLLEGE FOR WOMEN

(Affiliated to Mother Teresa Women's University, Kodaikanal)

Re-accredited with 'A' grade by NAAC

DINDIGUL – 624 001, TAMILNADU

TEL : 0451 – 2460120

FAX: 0451 – 2460120

E-mail: [mvmwdindigul@gmail.com](mailto:mvmwdindigul@gmail.com)

[www.mvmcollegedindigul.org](http://www.mvmcollegedindigul.org)

---

### GENDER AUDIT REPORT

M.V.Muthiah Government Arts college is rendering the service to empower the women status through education. There are 13 UG, 11 PG, 7 M.Phil and 3 Ph.D programme are offered to the rural sector students. The research programme is offered by Mathematics, Computer Sciences and English departments. Apart from the PGDCA diploma course, a government sponsored certificate course on CLP is being offered by the Computer Science Department. Among the total faculty strength, 30% staff members are Men and they are working here since 2013 and the duties are allotted equally to them.

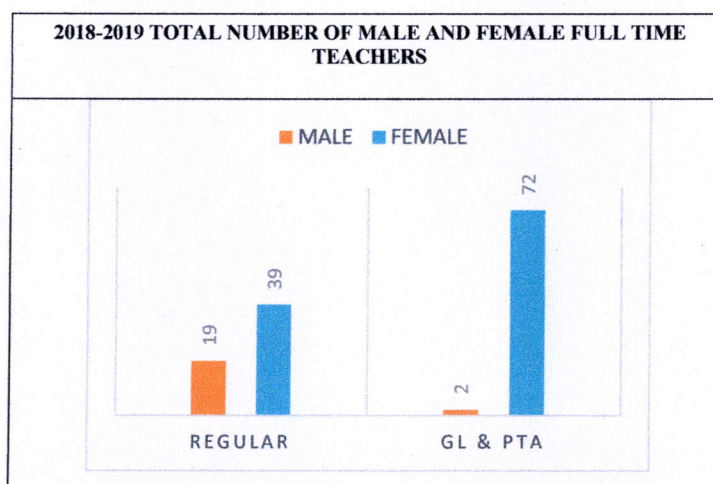
The college adopts a number of innovative Programme and healthy practices to encourage inter- disciplinary academic pursuit. The individual duties such as IQAC, NAAC, UGC, RUSA, PTA, Sports, Placement cell, NaanMuthalvan, Soft skill, NSS, Legal literacy club, Cyber crime, Thathapatti club, Rotaract club, YRC, RRC, Consumer club and other department duties are allotted to all the faculty without any gender discrimination. The staffs are responsible for conducting periodic programme so as to pave the way to enrich and empower the students with good academic as well as co-curricular skills. To assess the quality and able function of college, IQAC initiates for gender audit with analyzes in the form of graph, evaluates for future plan deployment.

For the past 5 academic years, the strength of teaching faculty and non teaching staff are collected based on gender. Both the male and female teachers take care of their wards involved in mentor and mentee system. The non teaching staff discharges official work, records maintenance, laboratory management along with ensuring the safety and security of college environment.

## ACADEMIC YEAR-2018-2019

### TOTAL NUMBER OF MALE AND FEMALE FULL TIME TEACHERS

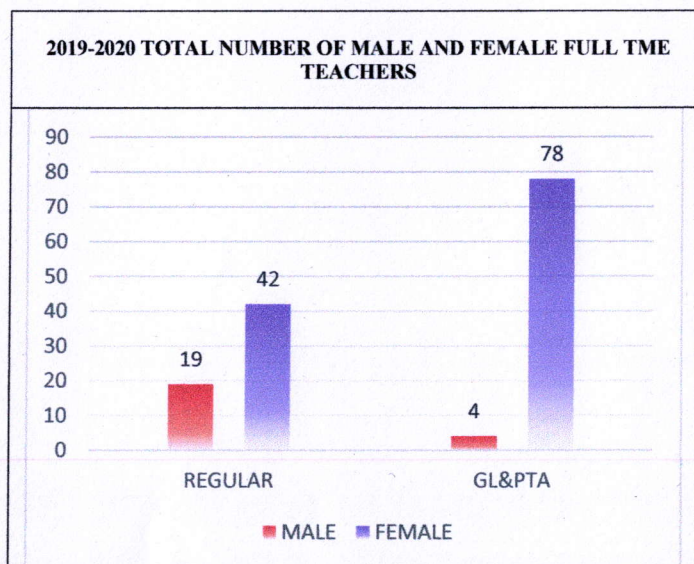
| DEPARTMENT       | REGULAR |        | GL & PTA |        | TOTAL      |
|------------------|---------|--------|----------|--------|------------|
|                  | Male    | Female | Male     | Female |            |
| Statistics       | -       | 1      | -        | -      | 1          |
| Tamil            | 3       | 3      | -        | 13     | 19         |
| English          | 1       | 8      | -        | 10     | 19         |
| History          | 4       | 5      | -        | 1      | 10         |
| Economics        | 1       | 4      | -        | 8      | 13         |
| Commerce         | 2       | 2      | -        | 6      | 10         |
| Maths            | 4       | -      | -        | 10     | 14         |
| Physics          | 1       | 2      | -        | 1      | 4          |
| Chemistry        | -       | 2      | -        | 5      | 7          |
| Botany           | 1       | 1      | 2        | 2      | 6          |
| Zoology          | 1       | 4      | -        | 1      | 6          |
| Geography        | -       | 2      | -        | 8      | 10         |
| Computer science | 1       | 5      | -        | 7      | 13         |
| BBA              | -       | -      | -        | -      | -          |
| <b>TOTAL</b>     | 19      | 39     | 2        | 72     | <b>132</b> |



**ACADEMIC YEAR 2019-2020**

**TOTAL NUMBER OF MALE AND FEMALE FULL TME TEACHERS**

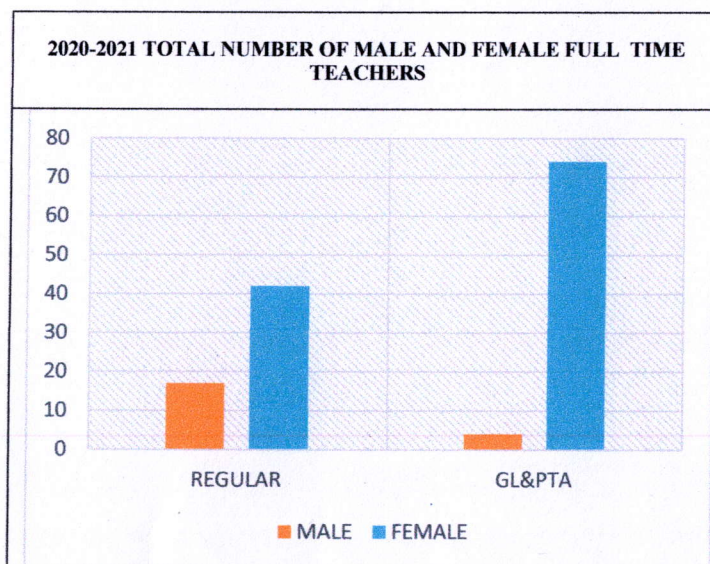
| DEPARTMENT       | REGULAR   |           | GL & PTA |           | TOTAL      |
|------------------|-----------|-----------|----------|-----------|------------|
|                  | Male      | Female    | Male     | Female    |            |
| Statistics       | -         | 1         | -        | -         | 1          |
| Tamil            | 3         | 5         | -        | 14        | 22         |
| English          | 2         | 7         | -        | 11        | 20         |
| History          | 3         | 6         | -        | 1         | 10         |
| Economics        | 1         | 4         | -        | 9         | 14         |
| Commerce         | 2         | 2         | -        | 7         | 11         |
| Maths            | 4         | -         | -        | 10        | 14         |
| Physics          | 1         | 2         | 1        | 1         | 5          |
| Chemistry        | -         | 2         | -        | 6         | 8          |
| Botany           | 1         | 1         | 2        | 2         | 6          |
| Zoology          | 1         | 3         | 1        | 3         | 8          |
| Geography        | -         | 2         | -        | 8         | 10         |
| Computer science | 1         | 6         | -        | 6         | 13         |
| BBA              | -         | 1         | -        | -         | 1          |
| <b>TOTAL</b>     | <b>19</b> | <b>42</b> | <b>4</b> | <b>78</b> | <b>143</b> |



## ACADEMIC YEAR 2020-2021

### TOTAL NUMBER OF MALE AND FEMALE FULL TIME TEACHERS

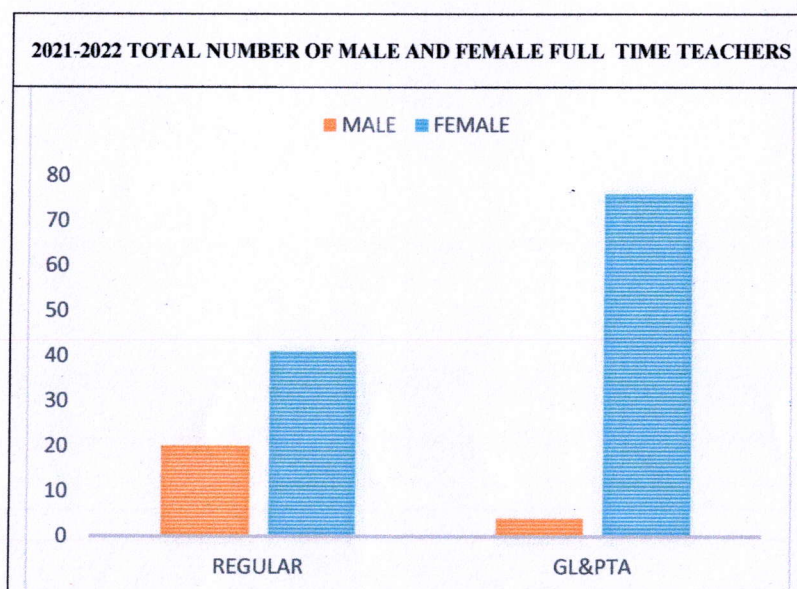
| DEPARTMENT       | REGULAR |        | GL & PTA |        | TOTAL      |
|------------------|---------|--------|----------|--------|------------|
|                  | Male    | Female | Male     | Female |            |
| Statistics       | -       | 1      | -        | -      | 1          |
| Tamil            | 3       | 5      | -        | 14     | 22         |
| English          | 2       | 7      | -        | 10     | 19         |
| History          | 3       | 5      | -        | 1      | 9          |
| Economics        | 1       | 3      | -        | 10     | 14         |
| Commerce         | -       | 4      | -        | 5      | 9          |
| Maths            | 4       | -      | -        | 11     | 15         |
| Physics          | 1       | 2      | 1        | 1      | 5          |
| Chemistry        | -       | 2      | -        | 6      | 8          |
| Botany           | 1       | 1      | 2        | 1      | 5          |
| Zoology          | 1       | 3      | 1        | 2      | 7          |
| Geography        | -       | 2      | -        | 8      | 10         |
| Computer science | 1       | 6      | -        | 5      | 12         |
| BBA              | -       | 1      | -        | -      | 1          |
| <b>TOTAL</b>     | 17      | 42     | 4        | 74     | <b>137</b> |



**ACADEMIC YEAR 2021-2022**

**TOTAL NUMBER OF MALE AND FEMALE FULL TIME TEACHERS**

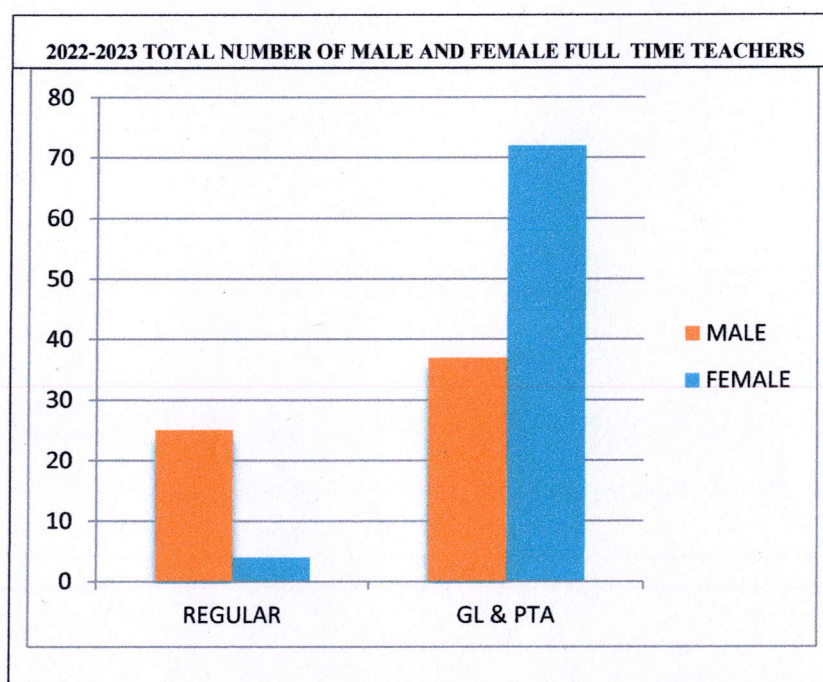
| DEPARTMENT       | REGULAR   |           | GL & PTA |           | TOTAL      |
|------------------|-----------|-----------|----------|-----------|------------|
|                  | Male      | Female    | Male     | Female    |            |
| Statistics       | -         | 1         | -        | -         | 1          |
| Tamil            | 3         | 4         | -        | 14        | 21         |
| English          | 2         | 7         | -        | 10        | 19         |
| History          | 4         | 4         | -        | 1         | 9          |
| Economics        | 1         | 2         | -        | 9         | 12         |
| Commerce         | 2         | 2         | -        | 7         | 11         |
| Maths            | 4         | -         | -        | 11        | 15         |
| Physics          | 1         | 2         | 1        | 2         | 6          |
| Chemistry        | -         | 2         | -        | 5         | 7          |
| Botany           | 1         | 2         | 2        | 1         | 6          |
| Zoology          | 1         | 4         | 1        | 3         | 9          |
| Geography        | -         | 2         | -        | 7         | 9          |
| Computer science | 1         | 6         | -        | 6         | 13         |
| BBA              | -         | 3         | -        | -         | 3          |
| <b>TOTAL</b>     | <b>20</b> | <b>41</b> | <b>4</b> | <b>76</b> | <b>141</b> |



## ACADEMIC 2022-2023

### TOTAL NUMBER OF MALE AND FEMALE FULL TIME TEACHERS

| DEPARTMENT       | REGULAR |        | GL & PTA |        | TOTAL      |
|------------------|---------|--------|----------|--------|------------|
|                  | Male    | Female | Male     | Female |            |
| Statistics       | -       | 1      | -        | -      | 1          |
| Tamil            | 3       | 3      | -        | 12     | 18         |
| English          | 3       | 5      | -        | 10     | 18         |
| History          | 5       | 3      | 2        | -      | 10         |
| Economics        | 1       | 2      | -        | 9      | 12         |
| Commerce         | 2       | 2      | -        | 6      | 10         |
| Maths            | 4       | -      | -        | 11     | 15         |
| Physics          | 1       | 2      | 1        | 2      | 6          |
| Chemistry        | 1       | 2      | -        | 6      | 9          |
| Botany           | 1       | 2      | 1        | 1      | 5          |
| Zoology          | 2       | 3      | -        | 3      | 8          |
| Geography        | -       | 2      | -        | 6      | 8          |
| Computer science | 1       | 7      | -        | 6      | 14         |
| BBA              | 1       | 3      | -        | -      | 4          |
| <b>TOTAL</b>     | 25      | 37     | 4        | 72     | <b>138</b> |





**TOTAL NUMBER OF MALE AND FEMALE FACULTIES FOR 5 COMPLETED ACADEMIC YEARS:**

| <b>Academic year</b> | <b>Male</b> | <b>Female</b> | <b>Male</b> | <b>Female</b> | <b>Total</b> |
|----------------------|-------------|---------------|-------------|---------------|--------------|
| 2018-2019            | 19          | 39            | 2           | 72            | <b>132</b>   |
| 2019-2020            | 19          | 42            | 4           | 78            | <b>143</b>   |
| 2020-2021            | 17          | 42            | 4           | 74            | <b>137</b>   |
| 2021-2022            | 20          | 41            | 4           | 76            | <b>141</b>   |
| 2022-2023            | 25          | 37            | 4           | 72            | <b>138</b>   |

The number of male and female faculty members for the past 5 academic years have been collected, tabulated and presented in the form of graphical representation. The results showed that female faculties outnumber the male and found to be more in number since it is women's educational institution. Moreover the governing council body is represented by higher number of women HODs and with a lower number of two male faculties representing Maths dept and library. Similarly the total number of full time teachers calculated for 5 years revealed that 2019-2020 and 2021-2022 were found to be little higher than other years.

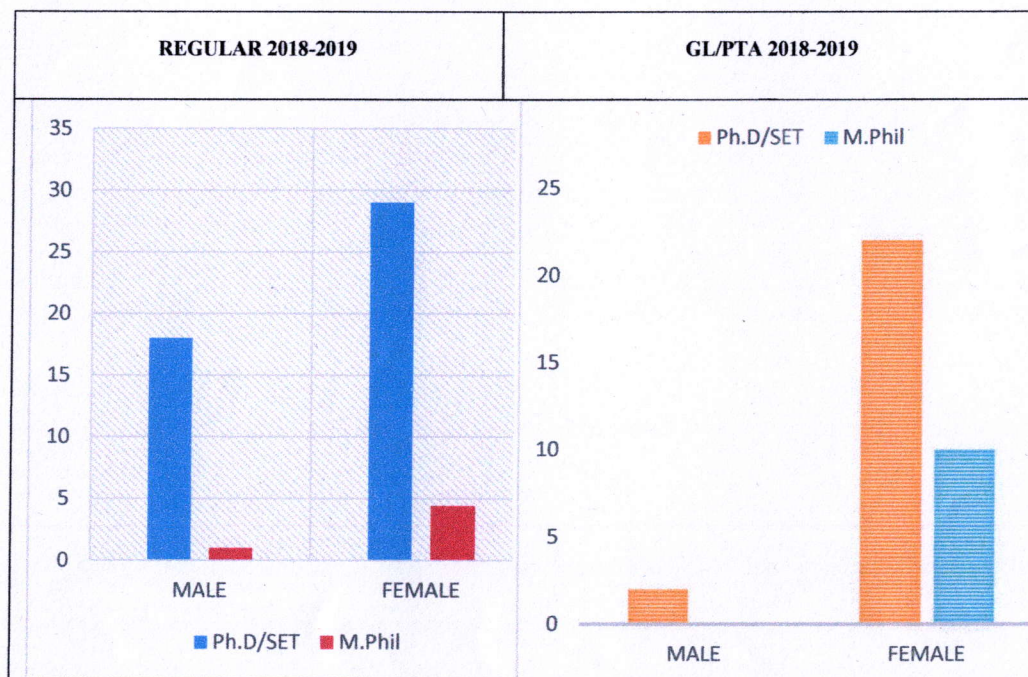
**2018-2019**

The Highest qualification of both male and female faculty members for the past 5 academic years have been collected, tabulated and presented in the form of graphical representation. The results showed that female faculties outnumber the male with highest doctorate degree/NET/SLET/SET and men are found to be less in number with higher qualification of doctorate degree/NET/SLET/SET. The other faculties are with M.Phil and very few are PG degree holders.

2018-2019

NUMBER OF MALE AND FEMALE WITH HIGHEST QUALIFICATION:

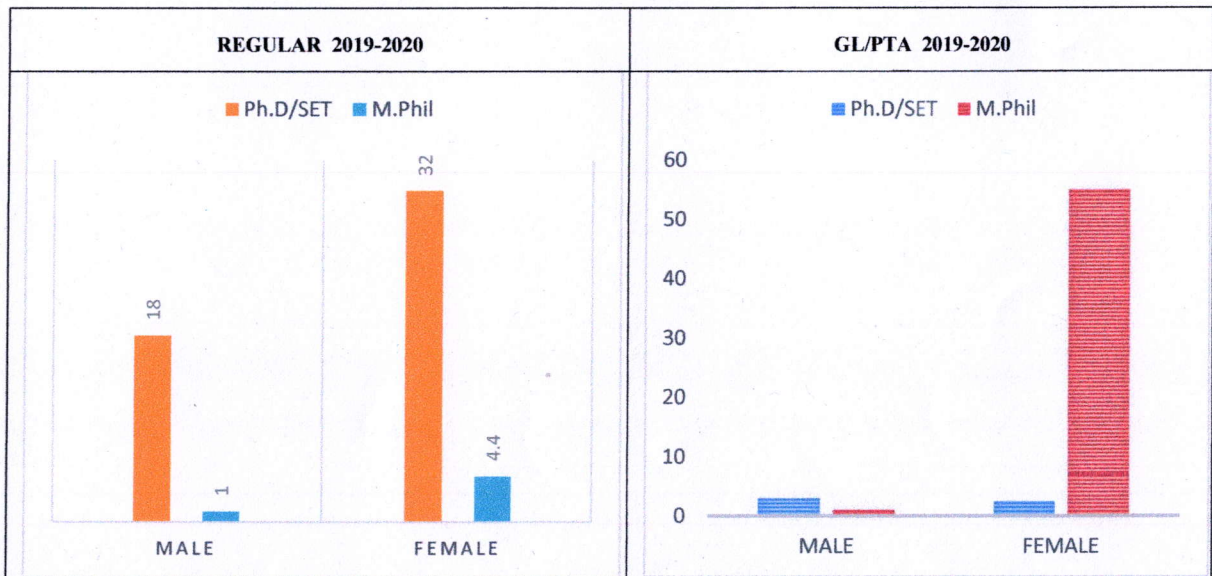
| DEPARTMENT       | REGULAR   |          |           |           | GL & PTA |          |           |           | TOTAL      |
|------------------|-----------|----------|-----------|-----------|----------|----------|-----------|-----------|------------|
|                  | Male      |          | Female    |           | Male     |          | Female    |           |            |
|                  | Ph.D/SET  | M.Phil   | Ph.D/SET  | M.Phil    | Ph.D/SET | M.Phil   | Ph.D/SET  | M.Phil    |            |
| Statistics       | -         | -        | -         | 1         | -        | -        | -         | -         | 1          |
| Tamil            | 3         | -        | 3         | -         | -        | -        | 8         | 5         | 19         |
| English          | 1         | -        | 4         | 4         | -        | -        | SET 3     | 7         | 19         |
| History          | 4         | -        | 3         | 2         | -        | -        | 1         | -         | 10         |
| Economics        | 1         | -        | 4         | -         | -        | -        | 2         | 6         | 13         |
| Commerce         | 2         | -        | 2         | -         | -        | -        | 2         | 4         | 10         |
| Maths            | 3         | 1        | -         | -         | -        | -        | -         | 10        | 14         |
| Physics          | 1         | -        | 2         | -         | -        | -        | 1         | -         | 4          |
| Chemistry        | -         | -        | 2         | -         | -        | -        | -         | 5         | 7          |
| Botany           | 1         | -        | 1         | -         | 2        | -        | SET 1     | 1         | 6          |
| Zoology          | 1         | -        | 4         | -         | -        | -        | -         | 1         | 6          |
| Geography        | -         | -        | 2         | -         | -        | -        | 4         | 4         | 10         |
| Computer science | 1         | -        | 2         | 3         | -        | -        | -         | 7         | 13         |
| BBA              | -         | -        | -         | -         | -        | -        | -         | -         | -          |
| <b>TOTAL</b>     | <b>18</b> | <b>1</b> | <b>29</b> | <b>10</b> | <b>2</b> | <b>-</b> | <b>22</b> | <b>50</b> | <b>132</b> |



2019-2020

NUMBER OF MALE AND FEMALE WITH HIGHEST QUALIFICATION:

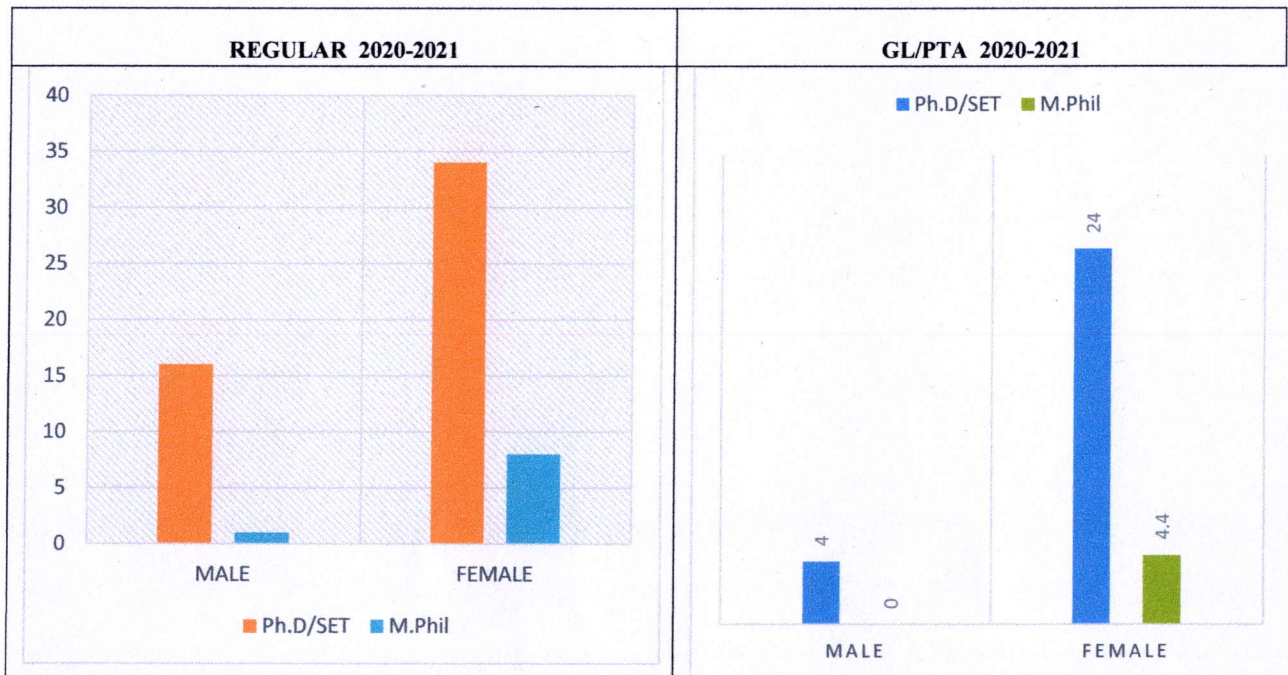
| DEPARTMENT       | REGULAR      |            |              |            | GL & PTA     |            |                    |                     | TOTAL      |
|------------------|--------------|------------|--------------|------------|--------------|------------|--------------------|---------------------|------------|
|                  | Male         |            | Female       |            | Male         |            | Female             |                     |            |
|                  | Ph.D/S<br>ET | M.Ph<br>il | Ph.D/SE<br>T | M.Ph<br>il | Ph.D/S<br>ET | M.Ph<br>il | Ph.D/<br>SET       | M.Phil              |            |
| Statistics       | -            | -          | -            | 1          | -            | -          | -                  | -                   | 1          |
| Tamil            | 3            | -          | 5            | -          | -            | -          | 9                  | 5                   | 22         |
| English          | 2            | -          | 4            | 3          | -            | -          | SET 3              | 8                   | 20         |
| History          | 3            | -          | 4            | 2          | -            | -          | -                  | 1                   | 10         |
| Economics        | 1            | -          | 3            | 1          | -            | -          | 3                  | 6                   | 14         |
| Commerce         | 2            | -          | 2            | -          | -            | -          | 2                  | M.PHIL 3<br>M.COM 2 | 11         |
| Maths            | 3            | 1          | -            | -          | -            | -          | -                  | 10                  | 14         |
| Physics          | 1            | -          | 2            | -          | -            | M.SC<br>1  | -                  | 1                   | 5          |
| Chemistry        | -            | -          | 2            | -          | -            | -          | -                  | 6                   | 8          |
| Botany           | 1            | -          | 1            | -          | 2            | -          | SET 1<br>PH.D<br>1 | -                   | 6          |
| Zoology          | 1            | -          | 3            | -          | 1            | -          | 1                  | 2                   | 8          |
| Geography        | -            | -          | 2            | -          | -            | -          | 3                  | 5                   | 10         |
| Computer science | 1            | -          | 3            | 3          | -            | -          | -                  | 6                   | 13         |
| BBA              | -            | -          | 1            | -          | -            | -          | -                  | -                   | 1          |
| <b>TOTAL</b>     | <b>18</b>    | <b>1</b>   | <b>32</b>    | <b>10</b>  | <b>3</b>     | <b>1</b>   | <b>23</b>          | <b>55</b>           | <b>143</b> |



**2020-2021**

**NUMBER OF MALE AND FEMALE WITH HIGHEST QUALIFICATION:**

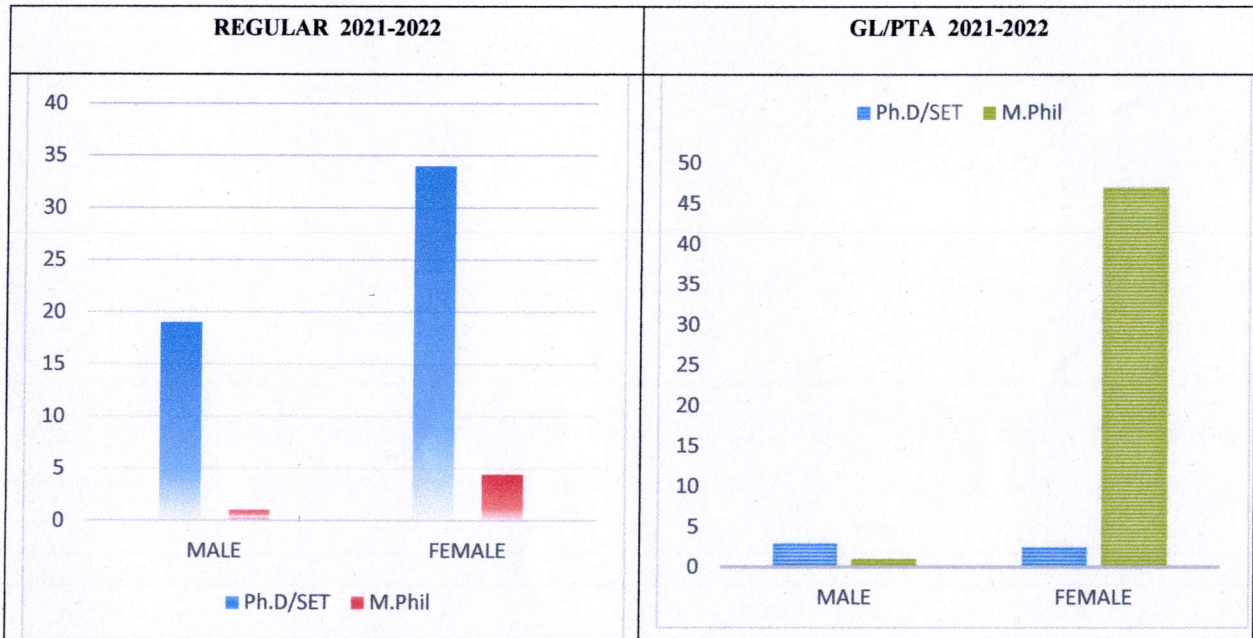
| DEPARTMENT       | REGULAR  |        |          |        | GL & PTA |        |          |        | TOTAL      |
|------------------|----------|--------|----------|--------|----------|--------|----------|--------|------------|
|                  | Male     |        | Female   |        | Male     |        | Female   |        |            |
|                  | Ph.D/SET | M.Phil | Ph.D/SET | M.Phil | Ph.D/SET | M.Phil | Ph.D/SET | M.Phil |            |
| Statistics       | -        | -      | -        | 1      | -        | -      | -        | -      | 1          |
| Tamil            | 3        | -      | 5        | -      | -        | -      | 9        | 5      | 22         |
| English          | 2        | -      | 4        | 3      | -        | -      | SET 3    | 7      | 19         |
| History          | 3        | -      | 4        | 1      | -        | -      | -        | 1      | 9          |
| Economics        | 1        | -      | 3        | -      | -        | -      | 3        | 7      | 14         |
| Commerce         | -        | -      | 4        | -      | -        | -      | 3        | 2      | 9          |
| Maths            | 3        | 1      | -        | -      | -        | -      | -        | 11     | 15         |
| Physics          | 1        | -      | 2        | -      | SET 1    | -      | -        | 1      | 5          |
| Chemistry        | -        | -      | 2        | -      | -        | -      | -        | 6      | 8          |
| Botany           | 1        | -      | 1        | -      | 2        | -      | SET 1    | -      | 5          |
| Zoology          | 1        | -      | 3        | -      | 1        | -      | -        | 2      | 7          |
| Geography        | -        | -      | 2        | -      | -        | -      | 5        | 3      | 10         |
| Computer science | 1        | -      | 3        | 3      | -        | -      | -        | 5      | 12         |
| BBA              | -        | -      | 1        | -      | -        | -      | -        | -      | 1          |
| <b>TOTAL</b>     | 16       | 1      | 34       | 8      | 4        | -      | 24       | 50     | <b>137</b> |



**2021-2022**

**NUMBER OF MALE AND FEMALE WITH HIGHEST QUALIFICATION:**

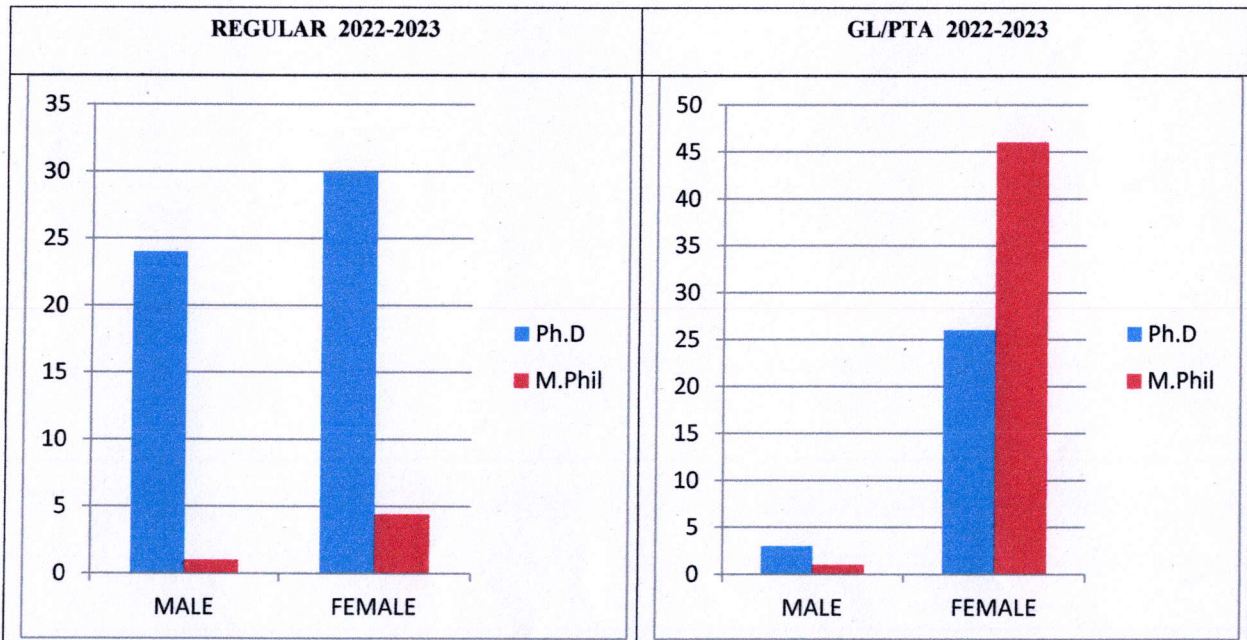
| DEPARTMENT       | REGULAR  |        |          |        | GL & PTA |           |                 |                     | TOTAL      |
|------------------|----------|--------|----------|--------|----------|-----------|-----------------|---------------------|------------|
|                  | Male     |        | Female   |        | Male     |           | Female          |                     |            |
|                  | Ph.D/SET | M.Phil | Ph.D/SET | M.Phil | Ph.D/SET | M.Phil    | Ph.D/SET        | M.Phil              |            |
| Statistics       | -        | -      | -        | 1      | -        | -         | -               | -                   | 1          |
| Tamil            | 3        | -      | 4        | -      | -        | -         | 9               | 5                   | 21         |
| English          | 2        | -      | 4        | 3      | -        | -         | SET 3<br>PH.D 2 | 5                   | 19         |
| History          | 4        | -      | 3        | 1      | -        | -         | -               | 1                   | 9          |
| Economics        | 1        | -      | 2        | -      | -        | -         | 3               | 6                   | 12         |
| Commerce         | 2        | -      | 2        | -      | -        | -         | 3               | M.PHIL 2<br>M.COM 2 | 11         |
| Maths            | 3        | 1      | -        | -      | -        | -         | -               | 11                  | 15         |
| Physics          | 1        | -      | 2        | -      | -        | M.SC<br>1 | 1               | 1                   | 6          |
| Chemistry        | -        | -      | 2        | -      | -        | -         | -               | 5                   | 7          |
| Botany           | 1        | -      | 2        | -      | 2        | -         | SET 1           | -                   | 6          |
| Zoology          | 1        | -      | 4        | -      | 1        | -         | 1               | 2                   | 9          |
| Geography        | -        | -      | 2        | -      | -        | -         | 5               | 2                   | 9          |
| Computer science | 1        | -      | 4        | 2      | -        | -         | 1               | 5                   | 13         |
| BBA              | -        | -      | 3        | -      | -        | -         | -               | -                   | 3          |
| <b>TOTAL</b>     | 19       | 1      | 34       | 7      | 3        | 1         | 29              | 47                  | <b>141</b> |



**2022-2023**

**TOTAL NUMBER OF MALE AND FEMALE WITH HIGHEST QUALIFICATION:**

| DEPARTMENT       | REGULAR  |        |          |        | GL & PTA |        |          |        | TOTAL      |
|------------------|----------|--------|----------|--------|----------|--------|----------|--------|------------|
|                  | Male     |        | Female   |        | Male     |        | Female   |        |            |
|                  | Ph.D/SET | M.Phil | Ph.D/SET | M.Phil | Ph.D/SET | M.Phil | Ph.D/SET | M.Phil |            |
| Statistics       | -        | -      | -        | 1      | -        | -      | -        | -      | 1          |
| Tamil            | 3        | -      | 3        | -      | -        | -      | 8        | 4      | 18         |
| English          | 3        | -      | 2        | 3      | -        | -      | 5        | 5      | 18         |
| History          | 5        | -      | 2        | 1      | 2        | -      | -        | -      | 10         |
| Economics        | 1        | -      | 2        | -      | -        | -      | 2        | 7      | 12         |
| Commerce         | 2        | -      | 2        | -      | -        | -      | 3        | 3      | 10         |
| Maths            | 3        | 1      | -        | -      | -        | -      | -        | 11     | 15         |
| Physics          | 1        | -      | 2        | -      | -        | 1      | 1        | 1      | 6          |
| Chemistry        | 1        | -      | 2        | -      | -        | -      | -        | 6      | 9          |
| Botany           | 1        | -      | 2        | -      | 1        | -      | -        | 1      | 5          |
| Zoology          | 2        | -      | 3        | -      | -        | -      | 1        | 2      | 8          |
| Geography        | -        | -      | 2        | -      | -        | -      | 5        | 1      | 8          |
| Computer science | 1        | -      | 5        | 2      | -        | -      | 1        | 5      | 14         |
| BBA              | 1        | -      | 3        | -      | -        | -      | -        | -      | 4          |
| <b>TOTAL</b>     | 24       | 1      | 30       | 7      | 3        | 1      | 26       | 46     | <b>138</b> |



**CONSOLIDATED DATA OF MALE AND FEMALE FACULTIES WITH HIGHEST QUALIFICATION:**

| year      | REG MALE Ph.D/SET | REG MALE M.Phil | REG FEMALE Ph.D/SET | REG FEMALE M.Phil | TEMP MALE Ph.D/SET | TEMP MALE M.Phil | TEMP FEMALE Ph.D/SET | TEMP FEMALE M.Phil | TOTAL |
|-----------|-------------------|-----------------|---------------------|-------------------|--------------------|------------------|----------------------|--------------------|-------|
| 2018-2019 | 18                | 1               | 29                  | 10                | 2                  | -                | 22                   | 50                 | 132   |
| 2019-2020 | 18                | 1               | 32                  | 10                | 3                  | 1                | 23                   | 55                 | 143   |
| 2020-2021 | 16                | 1               | 34                  | 8                 | 4                  | -                | 24                   | 50                 | 137   |
| 2021-2022 | 19                | 1               | 34                  | 7                 | 3                  | 1                | 29                   | 47                 | 141   |
| 2022-2023 | 24                | 1               | 30                  | 7                 | 3                  | 1*               | 26                   | 43<br>3*           | 138   |

**TOTAL NUMBER OF ASSOCIATE AND ASSISTANT PROFESSORS:**

| year      | REG MALE ASSOCIATE | REG MALE ASSISTANT | REG FEMALE ASSOCIATE | REG FEMALE ASSISTANT | TEMP MALE ASSISTANT | TEMP FEMALE ASSISTANT |     |
|-----------|--------------------|--------------------|----------------------|----------------------|---------------------|-----------------------|-----|
| 2018-2019 | 0                  | 19                 | 4                    | 35                   | 2                   | 72                    | 132 |
| 2019-2020 | 1                  | 18                 | 7                    | 35                   | 4                   | 78                    | 143 |
| 2020-2021 | 1                  | 16                 | 5                    | 37                   | 4                   | 74                    | 137 |
| 2021-2022 | 0                  | 20                 | 6                    | 35                   | 4                   | 76                    | 141 |
| 2022-2023 | 0                  | 24                 | 6                    | 29                   | 2                   | 72                    | 133 |
| 2022-2023 | 1                  | 24                 | 7                    | 30                   | 4                   | 72                    | 138 |

The college is established with 13 programmes which increases the number of teaching staff strength every year. The data was collected and tabulated for 5 years from 2018 onwards. According to the report, the total strength of staff is 138. The report revealed the total strength of staff have been collected and categorized as assistant and associate professors. Among the 138 faculties, 1 man and 6 women staff are serving as associate professors where 28 men and 102 women staff are serving as assistant professors respectively.

**TOTAL NUMBER OF MALE AND FEMALE FACULTIES WHO GRACED THE ACADEMIC  
AND CO CURRICULAR ACTIVITIES.**

| YEAR      | ASSOCIATION MEETING<br>No of invited speakers |       | ACADEMIC ACTIVITIES<br>No of chair persons |        | ANNUAL FUNCTIONS<br>Number of chief guests |       | Total number |
|-----------|---|-------|--|--------|--|-------|--------------|
|           | MALE  | FEMAL | MALE                                       | FEMALE | MALE                                       | FEMAL |              |
| 2018-2019 | 9   | 4     | 8  | 5      | 12   | 8     | <b>46</b>    |
| 2019-2020 | 5   | 8     | 24   | 15     | 2  | 9     | <b>63</b>    |
| 2020-2021 | 5   | 8     | 26   | 12     | 0  | 3     | <b>54</b>    |
| 2021-2022 | 7   | 7     | 15   | 12     | 7  | 3     | <b>51</b>    |
| 2022-2023 | 6   | 8     | 14   | 10     | 6  | 8     | <b>52</b>    |

Our college has been maintaining its own tradition and pride since 1969. Every year, the staff and students have been enriched and exposed by conducting various academic programme and annual functions. The department wise Association meetings have been organized for students to enhance their skills and knowledge and to improve their academic endeavors. Both men and women academicians and reputed persons are invited to chair the programmes without any gender discrimination.



## TOTAL NUMBER OF MALE AND FEMALE NON TEACHING STAFF

| YEAR      | REG MALE | REG FEMALE | REG FEMALE TECHNICAL | TEMP MALE | TEMP FEMALE | TEMP TECHNICAL STAFF ASST | TOTAL |
|-----------|----------|------------|----------------------|-----------|-------------|---------------------------|-------|
| 2018-2019 | 6        | 5          | 2                    | 5         | 5           | 5                         | 28    |
| 2019-2020 | 6        | 5          | 2                    | 5         | 14          | 5                         | 37    |
| 2020-2021 | 6        | 5          | 2                    | 6         | 2           | -                         | 21    |
| 2021-2022 | 2        | 5          | 2                    | 5         | 10          | 5                         | 29    |
| 2022-2023 | 2        | 4          | 2                    | 5         | 13          | 5                         | 31    |

The total survey of Male and female non-teaching staff collected for the past five years from 2018 onwards was found to be 30. Out of 30 staff members, Regular male and female strength was 3 in each category; Regular technical female staff strength was 2. The temporary staff strength was 5 and 12 of Male and female respectively; the temporary technical staff was 5. All the non-teaching staff members have been treated equally without having any gender bias and discriminations.

### **GENDER SENSITIZATION SURVEY:**


A gender SENSITIZATION survey was conducted through online in Google form with 10 questions and posted the Google form link to students. A total number of 300 students responded for this sensitization program. The various suggestions put forth by the respondents are represented in the form of pie diagram.

### **GENDER SENSITIZATION SURVEY.**

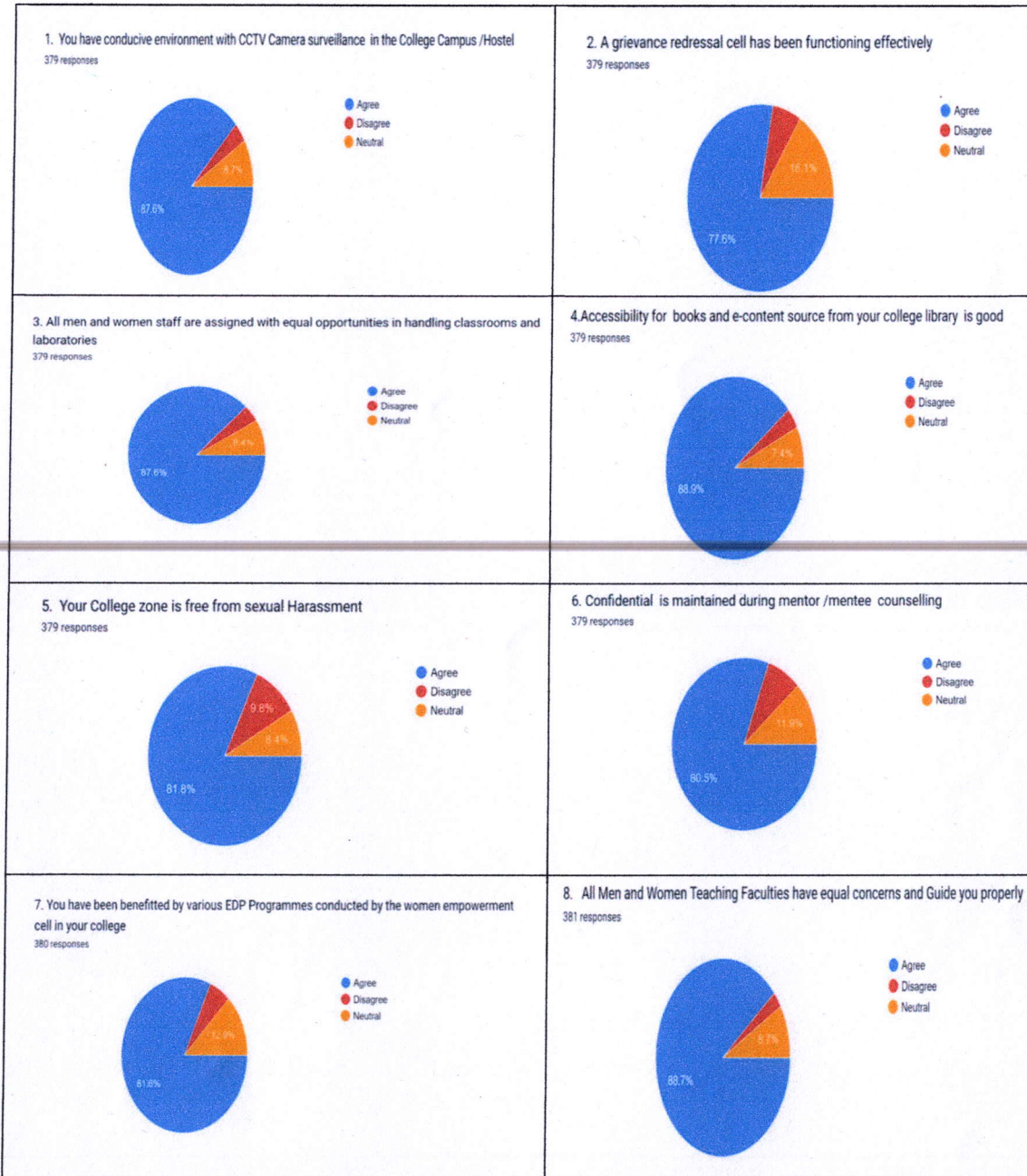
### **GOOGLE FORM LINK**

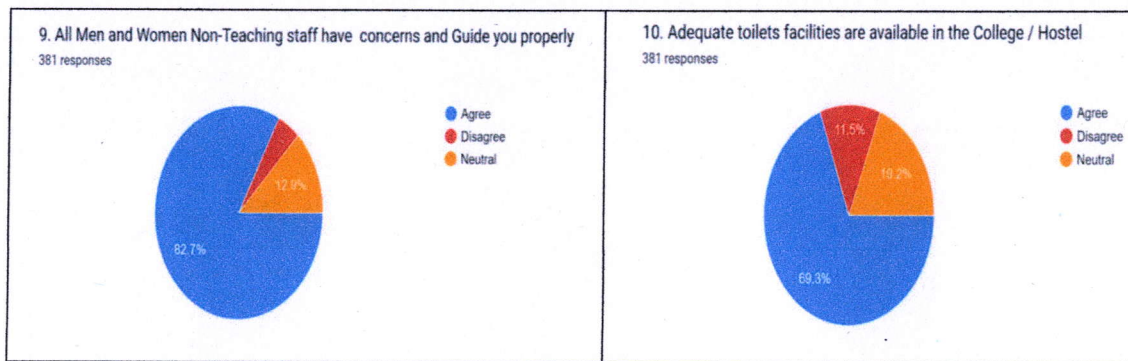
<https://docs.google.com/forms/d/e/1FAIpQLSeyFhjjj1Tdf6dMIQBlh-v74lwh-OqHV3C1GXOgdQJYry2JQ/viewform?vc=0&c=0&w=1&flr=0>

# SURVEY QUESTIONS.

|   |  |   |  |
|---|--|---|--|
| <p><b>M.V.MUTHIAH GOVT ARTS COLLEGE FOR WOMEN-DINDIGUL- 624 001 TAMIL NADU. 2022-2023</b></p> <p>Students are asked to Read the Questions and Submit your Feedback</p> <p>maamvmt@gmail.com <a href="mailto:maamvmt@gmail.com">mailto:maamvmt@gmail.com</a></p> <p>1st floor</p> <p>*Feedback required section*</p>  | <p><b>Mail id *</b></p> <p>Your answer</p> <hr/> <p><b>Name of the Student *</b></p> <p>Your answer</p> <hr/> <p><b>Register number *</b></p> <p>Your answer</p> <hr/> <p><b>Major and Year *</b></p> <p>Your answer</p> <hr/>   | <p><b>1. You have conducive environment with CCTV Camera surveillance in the College Campus /Hostel *</b></p> <p><input type="radio"/> Agree</p> <p><input type="radio"/> Disagree</p> <p><input type="radio"/> Neutral</p> <hr/> <p><b>2. A grievance redressal cell has been functioning effectively *</b></p> <p><input type="radio"/> Agree</p> <p><input type="radio"/> Disagree</p> <p><input type="radio"/> Neutral</p>  | <p><b>3. All men and women staff are assigned with equal opportunities in handling classrooms and laboratories *</b></p> <p><input type="radio"/> Agree</p> <p><input type="radio"/> Disagree</p> <p><input type="radio"/> Neutral</p> <hr/> <p><b>4. Accessibility for books and e-content source from your college library is good *</b></p> <p><input type="radio"/> Agree</p> <p><input type="radio"/> Disagree</p> <p><input type="radio"/> Neutral</p> |
| <p><b>5. Your College zone is free from sexual Harassment *</b></p> <p><input type="radio"/> Agree</p> <p><input type="radio"/> Disagree</p> <p><input type="radio"/> Neutral</p> <hr/> <p><b>6. Confidential is maintained during mentor /mentee counselling *</b></p> <p><input type="radio"/> Agree</p> <p><input type="radio"/> Disagree</p> <p><input type="radio"/> Neutral</p>                 | <p><b>7. You have been benefitted by various EDP Programmes conducted by the women empowerment cell in your college *</b></p> <p><input type="radio"/> Agree</p> <p><input type="radio"/> Disagree</p> <p><input type="radio"/> Neutral</p> <hr/> <p><b>8. All Men and Women Teaching Faculties have equal concerns and Guide you properly *</b></p> <p><input type="radio"/> Agree</p> <p><input type="radio"/> Disagree</p> <p><input type="radio"/> Neutral</p> | <p><b>9. All Men and Women Non-Teaching staff have concerns and Guide you properly *</b></p> <p><input type="radio"/> Agree</p> <p><input type="radio"/> Disagree</p> <p><input type="radio"/> Neutral</p> <hr/> <p><b>10. Adequate toilets facilities are available in the College / Hostel *</b></p> <p><input type="radio"/> Agree</p> <p><input type="radio"/> Disagree</p> <p><input type="radio"/> Neutral</p> <p><input type="button" value="Submit"/> <input type="button" value="Clear form"/></p> <p><small>Never submit passwords through Google Forms.</small></p> <p><small>This content is neither created nor endorsed by Google. <a href="#">Report Abuse</a> <a href="#">Terms of Service</a> <a href="#">Privacy Policy</a></small></p> |  |

## GENDER SENSATION SURVEY GRAPHICAL REPRESENTATION.





**CONCLUSION.**

- Of the total employees the working women outnumbered the male faculties.
- Among the faculties, the percentage of male faculties are recorded with highest qualification compared to the percentage of female Faculties.
- More number of assistant professors are working than ASSOCIATE PROFESSORS which Implies that the period of career promotion is lagging behind for some faculties.
- Like wise. equal importance is given in decision making about the gender of chief guests to serve as chair persons.
- The survey concluded that our campus is free from sexual harassment ensuring safe and conducive environment for girl students to study and progress further in their pathway.

**AUDIT COMMITTEE MEMBERS**

**SUGGESTIONS / RECOMMENDATIONS**

*- Biased free atmosphere is highly appreciated.*

*u. yamolkans*  
SIGNATURE

**PRINCIPAL**  
**1. AUDIT COMMITTEE MEMBER**  
**Govt. Arts College for Women**  
**NILAKOTTAI - 624 208,**  
**DINDIGUL DISTRICT**  
**CI 203.**

*G. S. Angel*  
1.7.23.  
SIGNATURE

**2. AUDIT COMMITTEE MEMBER,**  
**Principal**  
**Government Arts and Science**  
**College for Women**  
**Kodaikanal - 624 101.**

*Dr. S. P. Rajasakar*  
**Dr. S. P. Rajasakar, Ph.D.,**  
**Assistant Professor**  
**Department of Mathematics**  
**Government Arts College for Women**  
**NILAKOTTAI - 624 202.**